



Requesting Articles from Your PubMed Search

1. Search PubMed [http://www.ncbi.nlm.nih.gov/entrez/query.fcgi?tool=cdl&holding=ucdlib].

Search PubMed for gene therapy lung cancer Go

2. Select **Abstract** from the Display menu, and click **Display** to show campus e-journal buttons.

Display

- Abstract
- Summary
- Brief
- Abstract
- Citation
- MEDLINE
- ASN.1
- XML/SGML
- LinkOut
- Related Articles
- Protein Links
- Nucleotide Links
- Popset Links
- Structure Links
- Genome Links
- OMIM Links

Show: 20

- 5
- 10
- 20
- 50
- 100
- 200
- 500

Note: Clicking the **Show** pull down menu allows you to increase the number of citations displayed at once.

3. Click on the UC- eLinks icon [] to read or print the article.
4. A new window will pop up. At the top of the new window, under the UC-eLinks logo is the citation information for the article you want. It looks like this:

Title Immunological hurdles to lung gene therapy.
Source CLINICAL AND EXPERIMENTAL IMMUNOLOGY [0009-9104]
yr: 2003 vol: 132 iss: 1 pg: 1

5. If a direct link to the text is not present, click on

[See if your campus has this. Select the Full Record on MELVYL](#)


6. A new Melvyl window will pop up, which will contain a link to the full record of the journal. Click on **Full Record**.


2 [Full Record](#) **Title** Clinical and experimental immunology : an official journal of the British Society for Immunology
Publisher Oxford : Blackwell Scientific Publications,
Format Journal
Online
Library UCD UCSB UCI UCR UCSC UCSF UCSD UCB UCLA

7. On the next screen, scroll down and click on the words **Available Online**.

UC Davis			
		Available online	v.111 (1998)- Access restricted to UCD IP addresses
HealthSci	W1 CL518	Circ statu	Recent issues in HEALTH SCI Current Periodicals; older issues bound in book stacks. Current Periodicals Status: Active
UCDMedCtr	W1 CL518	Circ status	v.55-86, 1984-1991. Status: Inactive

8. A new **Copyright Information** window will pop up. If you agree, click on **Continue**.
9. This will take you to the web page for the electronic journal. Using the citation information you found in Step 4, choose the appropriate year, volume, and pages of the journal to get the article you want.
10. Once you find the article, look for a PDF link and click on it. The PDF gives you a professional looking print version of the article.

If there is no  [See if your campus has this. Select the Full Record on MELVYL link](#), continue with the following steps:

11. Click on  [For Interlibrary Loan or Document Delivery use Request](#)
12. A new request window will open that looks like this:

Request

Interlibrary Loan and Document Delivery

Requested from: **Entrez:PubMed**

[Sign In](#)
[Create Profile](#)
 Personal Profile: **Off**

[Help](#)

Use **Request** to ask for items that are not available at your campus library. If you are eligible for your campus document delivery service, you may also use **Request** to ask for items available at your campus library. **Request** is available only to UC faculty, staff, and students. [\[more info\]](#)

Home Campus:

Departmental affiliation or major:

Library Card/Account Number: [\[more info\]](#)

PIN (required for UCB, UCD, UCSB): [\[What is my PIN?\]](#)

Deliver my Request to:

Preferred method of delivery: [\[more info\]](#) Web delivery Paper copy

Email address: [needed for web delivery]

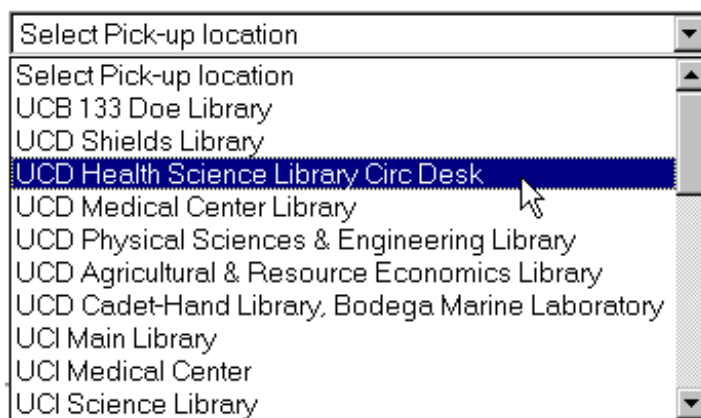
I will no longer need the item(s) after: [\[more info\]](#)

Notes (optional): e.g., campus address, this edition only, recharge number, etc.

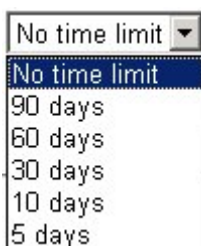
Campus Document Delivery Service [\[more info\]](#)
 Use this option to ask for items that are available on your campus.
 You must be a registered user of your campus document delivery service to use this option.


 Request is an initiative of the [California Digital Library](#)
 © 2001 The Regents of the University of California

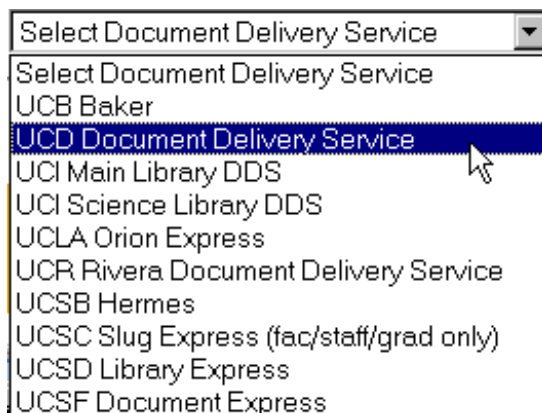
13. Fill out the form.
14. After **Deliver My Request to:** click on the down arrow near **Select Pick-up location**. Choose the UCD location that you want. In this case, the **UCD Health Science Library Circ Desk** is chosen.



15. It is important to fill in your email address so that Interlibrary Loans staff can contact you if needed.
16. There is no need to select a time period for the item. As a matter of fact, it is best not to select a time limit, in case the library has to make requests for the item from more than one lending institution.



17. Make sure to select "UCD Document Delivery Service" as indicated below:



18. Click on **Continue**.
19. Follow the instructions on the screen that comes up.
20. If your request did not go through because of an incorrect PIN number, please call the Health Sciences Library circulation desk at 752-8041. Ask them to change your PIN number to one you will remember.